



# Dogwood Solar Site Report

**Report Name** [Redacted]  
**Report Date** 1/31/2017  
**Declination** 1d 46m  
**Location** [Redacted]  
**Lat/Long** [Redacted]  
**Weather Station** [Redacted]  
**Site Distance** 4 Miles

**Report Type** PV

**Array Type** Fixed Angle  
**Tilt Angle** 40.00 deg  
**Ideal Tilt Angle** 39.06 deg  
**Azimuth** 188.80 deg  
**Ideal Azimuth** 180.00 deg

**Electric Cost** [Redacted]  
**Module Make** [Redacted]  
**Module Model** [Redacted]  
**Module Type** Premium  
**Module Count** 20  
**DC Rate (per module)** [Redacted]  
**TSRF** 93.8 %  
**STC System Size** 6.50 kW  
**DC System Size** 6.10 kW  
**AC System Size** 5.54 kW

**Inverter Make** [Redacted]  
**Inverter Model** [Redacted]  
**Inverter Count** 1  
**Inverter Efficiency** 98.0 %  
**System Loss Percentage** 7.3 %  
**AC Energy Efficiency** 94.8 %


**Layout Configuration** Single Picture  
**Layout Point Count** 1

**Notes:** [Redacted]



# Dogwood Solar System Picture Layout

Layout Type                      Single Picture  
Layout Point Count            1





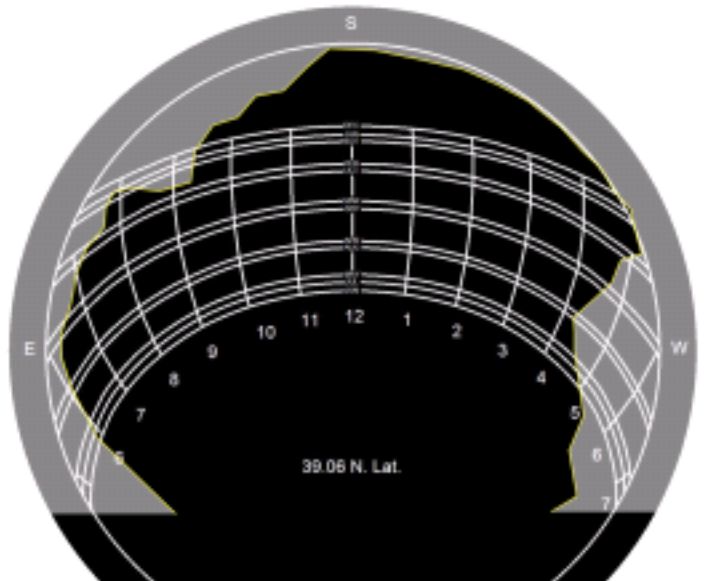

# Dogwood Solar Solar Site Analysis Report

Layout Point 1

Image File: 2017-01-18 17.22.02.jpg

## Solar Obstruction Data

Month	Actual Unshaded Solar Radiation Azimuth=188.8 Tilt=40.0 kWh/m <sup>2</sup> /day	Actual Shaded Solar Radiation Azimuth=188.8 Tilt=40.0 kWh/m <sup>2</sup> /day	Unshaded % of Actual Site Azimuth=188.8 Tilt=40.0	Total Solar Resource Fraction (TSRF) Azimuth=188.8 Tilt=40.0	AC Energy Efficiency Azimuth=188.8 Tilt=40.0	Actual Shaded AC Energy (kWh) Azimuth=188.8 Tilt=40.0
January	4.16	3.81	91.6 %	91.4 %	91.6 %	703.03
February	3.20	3.13	97.6 %	97.3 %	98.7 %	493.12
March	4.51	4.28	94.9 %	94.9 %	95.3 %	749.40
April	4.30	3.96	92.1 %	92.0 %	93.3 %	658.69
May	5.18	4.86	93.8 %	93.2 %	94.4 %	834.91
June	5.61	5.32	94.8 %	94.4 %	96.3 %	870.10
July	4.88	4.56	93.4 %	93.5 %	95.0 %	757.76
August	6.05	5.52	91.2 %	90.7 %	91.7 %	913.92
September	5.09	4.84	95.0 %	95.2 %	96.4 %	783.50
October	4.97	4.90	98.6 %	99.0 %	99.6 %	862.97
November	4.17	3.85	92.2 %	92.5 %	92.9 %	670.53
December	2.76	2.54	91.8 %	92.1 %	93.1 %	446.74
Totals	54.89 Effect: 99.9 % Sun Hrs: 4.57	51.56 Effect: 93.8 % Sun Hrs: 4.30	93.9 % Unweighted Yearly Avg	93.8 % Unweighted Yearly Avg	94.8 %	8,744.66



Notes: [None]